



EVA ROOM FLAT AND PITCHED ROOF

EVA Rooms are a set of different-sized spaces for work or team meetings. Because the EVA programme is modular, it is possible to build 2x2 rooms, 3x3 rooms, 4x4 rooms and so on, adapting the size chosen to the work environment.



TECHNICAL SHEET



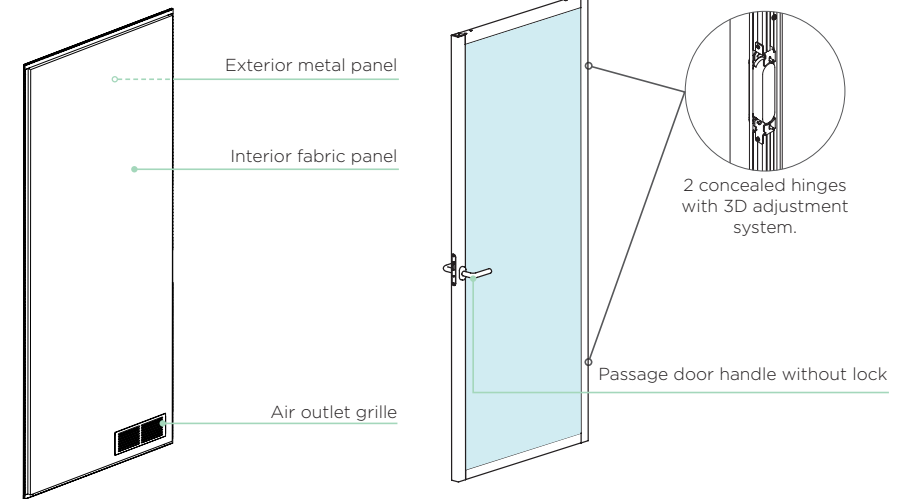
STANDARD FEATURES

PANELS

- ▶ OPAQUE: fabric interior and metal exterior.
- ▶ GLASS: Acoustic laminated 5+5.

DOOR

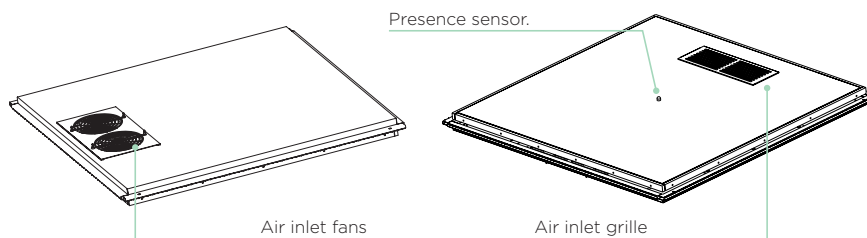
- ▶ Clear opening: FLAT - 80,3 x 205 cm.
2x2 PITCHED ROOF - 80,3 x 195,5 cm.
4X4 PITCHED ROOF (3 bisagras)
80,3 x 234,7 cm.



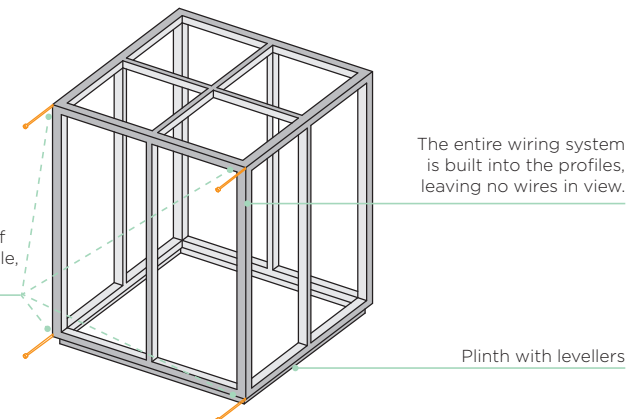
STANDARD FEATURES

TOP

- ▶ Air renewal system with presence sensor (remains active 8 minutes after the departure of the user).
Airflow: 280 m³/h in 2x2 rooms and 560 m³/h in the rest.
- ▶ Easy, quick access to the systems by opening the service panel.



External hook-up of the booth: Schuko connector to hook up to the mains. One of the 4 hook-up points available, selected on assembly.





EVA ROOM FLAT AND PITCHED ROOF



STANDARD FEATURES

- ▶ 21.6 W/m LED lighting, 6000K white light and 2885 lm/m. Built into the longitudinal profile and with presence sensor:

2x1 Room: on the central beam.



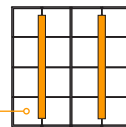
2x2 Room: on the central beam.



3x3 Room: on the two central beams.



4x4 Room: on the two intermediate beams.



- ▶ Power supply built into post with 2 power sockets + 2 USB (on wall opposite the door).

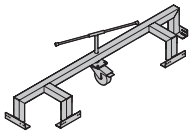
2x2 and 3x3 Rooms: 1 unit.

4x4 Rooms: 2 units.

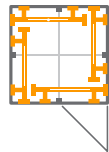


OPTIONAL FEATURES

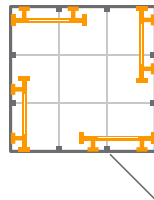
- ▶ Transport dolly.



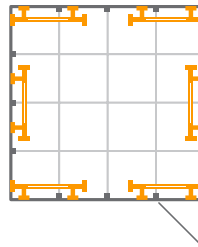
2x2 room
4 units



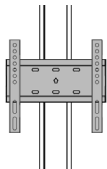
3x3 room
4 units



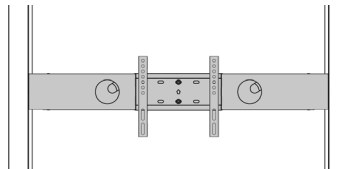
4x4 room
6 units



- ▶ TV/monitor mount
On a post



Between two posts



CERTIFICATES

- Sound insulation: 34 dB
- Reaction to fire: EN 13501-1 + A1:2013
- Interior sound absorption class C. Standard: UNE EN ISO 354:2004

TECHNICAL SHEET



DESCRIPTION

STRUCTURE

Profiles in extruded aluminium joined by metal connectors and with hidden screws.

Interior profiles with 2 finish options.

- ▶ Clad in natural wood European oak veneer with an open-pore, clear varnish finish.
- ▶ Painted in epoxy polyester coating.

Exterior profiles: Painted in customer's choice of epoxy polyester coating.

All the profiles are factory pre-cut to measure to facilitate assembly and have rubber excluder strips for a perfect seal to prevent air and sound leakage.

TOP

▶ **Opaque:** fabric interior and metal exterior in folded, formed sheet steel, with a 13-mm thick plasterboard panel (insulation) and a 30-mm thick sheet of acoustic PET (absorption) inside.

▶ **Opaco aire:** Exterior metálico en chapa de acero conformado y plegado con un conjunto eléctrico para renovar el aire con ventiladores.

PANELS

The booth is closed off with interchangeable panels, which can be:

- ▶ **Transparent:** acoustic laminated 5+5 glass.
- ▶ **Opaque:** fabric interior and metal exterior in folded, formed sheet steel, with a 13-mm thick plasterboard panel (insulation) and a 30-mm thick sheet of acoustic PET (absorption).

These panels are attached to the main structure with extruded aluminium clamping profiles.

DOOR

Framed, single-glazed 5+5 glass door leaf with acoustic laminate and 2 concealed hinges with 3D adjustment system to adjust the door in all directions.

BASE

Profiled steel skirting board on which the aluminum plinth with levelers rests.



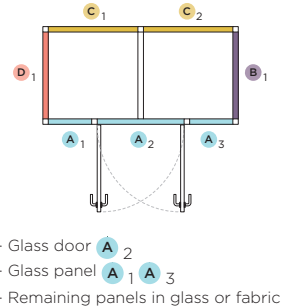
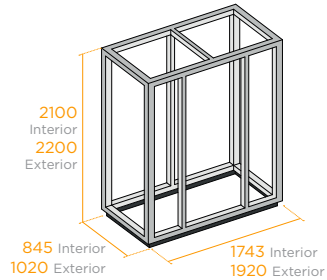
EVA ROOM FLAT AND PITCHED ROOF

TECHNICAL SHEET

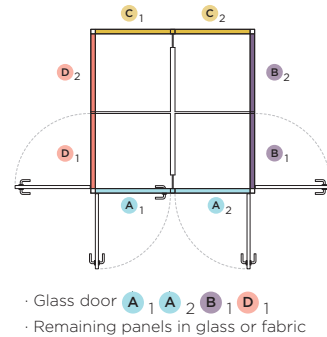
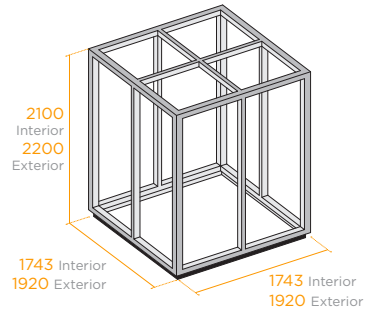


RANGE

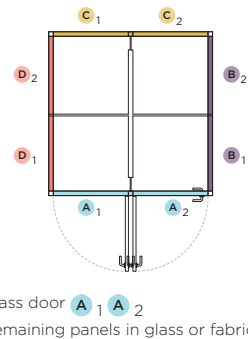
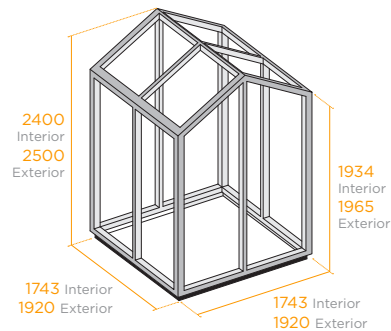
► EVA Room 2x1 FLAT Interior profiles: wood / painted



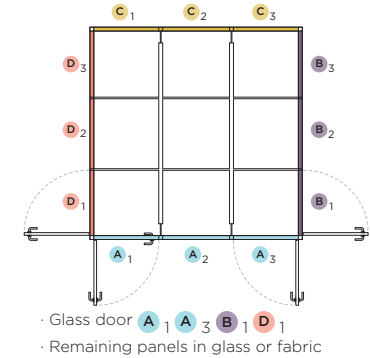
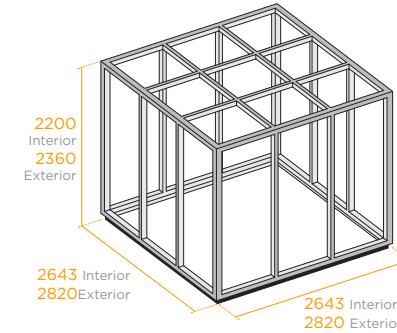
► EVA Room 2x2 FLAT Interior profiles: wood / painted



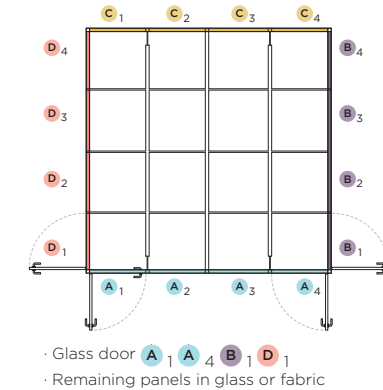
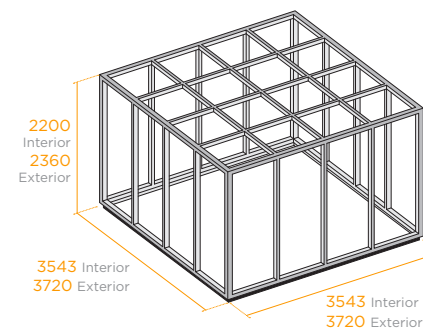
► EVA Room 2x2 PITCHED ROOF Interior profiles: wood



► EVA Room 3x3 FLAT Interior profiles: wood



► EVA Room 4x4 FLAT Interior profiles: wood



► EVA Room 4x4 PITCHED ROOF Interior profiles: wood

