



MEETING HOUSE

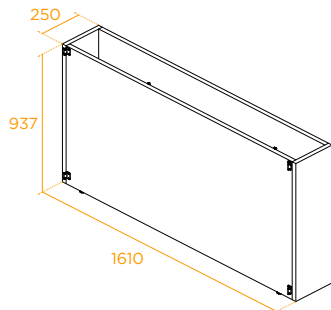
Meeting House, the versatile modular system that gives you the freedom to configure and design workspaces, ideal for enhancing privacy, concentration and meetings in open office environments.



OPTIONAL FEATURES

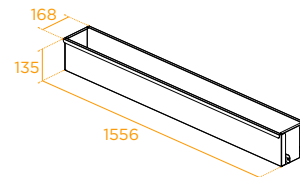
PLANTER

- ▶ 25-mm thick melamine with shelf adjustable to 3 positions.



METAL PLANTER

- ▶ Fitted inside the melamine planter.
- ▶ 1-mm thick sheet metal.



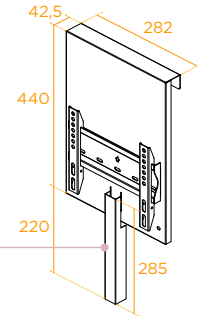
* The planter is not suitable for natural plants.



OPTIONAL FEATURES

TV/MONITOR MOUNT

- ▶ 1.2-mm thick folded sheet steel.
- ▶ Mount for screen up to 50"/35kg max. VESA 75mm to 200mm.



0.8-mm thick folded sheet steel cable riser

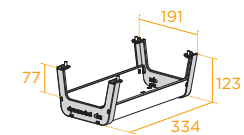
CABLE MANAGEMENT

- ▶ Ø60 multi-connection socket
Black (NE) and white (BA) (on request)
1 power socket + 1USB A + 1USB C



0.8-mm thick metal tray

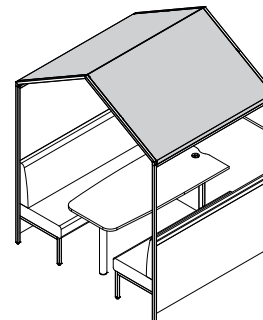
- ABS side covers in:
 - White (BA) with white (BA) structure
 - In black (NE) for other structure colours.



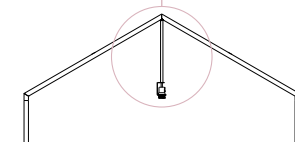
- ▶ Folded 1-mm thick sheet steel cable riser.

ROOF

- ▶ Exterior: 1-mm thick folded sheet steel.
- ▶ Interior: fabric.



Light fitting for E27 bulbs with switch





MEETING HOUSE



DESCRIPTION

STRUCTURE

Welded structure made of 30 mm x 30 mm x 2 mm steel profiles, as per UNE-EN 10305. The upper section is joined to the structure with a gable roof made with the same 30 mm x 30 mm x 2 mm profiles.

The side panels consist of 12-mm thick melamine and the front panel is 25-mm thick melamine.

The structure is designed for the passage of cabling inside the profiles and has built-in levellers which can be adjusted by 15 mm.

SEATS

The seats consist of a welded steel structure made of 30 mm x 30 mm x 2 mm steel profiling and the legs have built-in levellers which can be adjusted by 15 mm.

The seat cushion consists of a 19-mm thick melamine base with 40 kg/m³ foam on top. This joined to the lower structure of the seat with screws and to the side wall with a piece of 1.5mm thick folded sheet steel.

The back rest consists of a 5mm thick MDF support, 30 kg/m³ density foam. Galvanised sheet metal Z brackets are screwed onto it to hang it from the side wall and a 1-mm thick folded sheet steel Z bracket is screwed to the side wall to fix it in place. plegada de acero de 1mm de espesor que se atornilla a la pared lateral.

TABLE

The table is made of a 25-mm thick melamine top surface. It has a Ø-70mm steel tube leg with a 5-mm thick steel washer welded to it which is screwed to the top surface and a bracket consisting of a 50x30x1.5-mm profile which is screwed to the top surface and the rear panel.



RECYCLABILITY RATE



TECHNICAL SHEET

