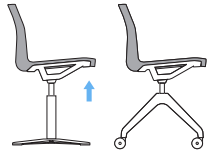




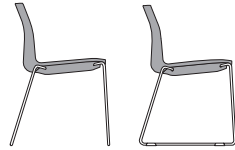
# TRAZO MEETING AND VISITOR



## FEATURES



- 1 Swivel chair**  
Height adjustable



- 2 Fixed sled base chair with four metal legs**  
Stackable 5/6 uds.  
Linkable in option.  
Glide option with or without felt.  
Writing Tablet option with sled base or 4 metallic legs.

### FINISH

- |               |              |
|---------------|--------------|
| Swivel chair: | Fixed chair: |
| - Painted.    | - Painted.   |
| - Polished.   | - Stainless. |

## SWIVEL



Lift mechanism

Painted or polished polyamide base

Glides in option with or without felt

## FIXED



Linkable in option

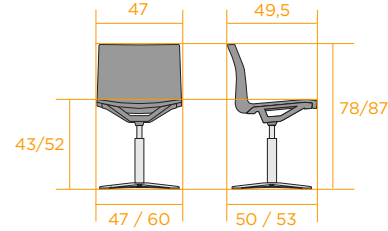
Writing tablet in option

# TECHNICAL SHEET

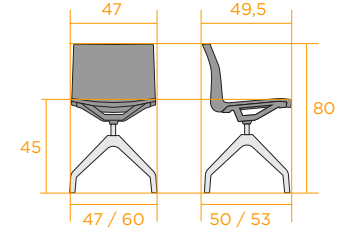


## DIMENSIONS

- 1 Swivel 4 supports sb/cb**



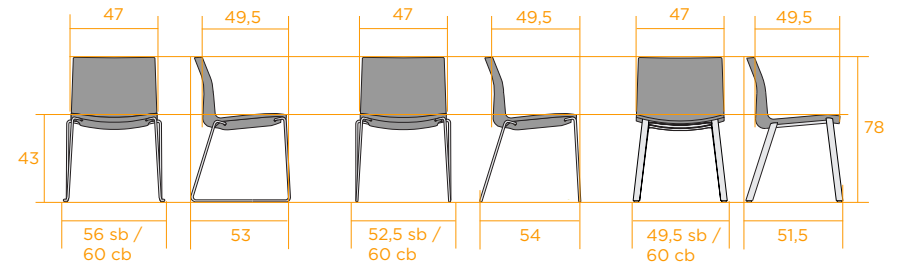
- 2 Pyramidal Swivel 4 supports sb/cb**



- 3 Fixed sled base sb/cb**

- 4 Fixed 4 metallic legs sb/cb**

- 5 Fixed 4 wooden legs sb/cb**



	1	2	3	4	5
kg sb/cb (kg)	8/9,40	8/9,40	8/9,40	8/9,40	8/9,40
Ta Seat fabric (ml)	0,60	0,60	0,60	0,60	0,60
Tr Backrest fabric (ml)	0,80	0,80	0,80	0,80	0,80
Pa Seat leather (m <sup>2</sup> )	0,42	0,42	0,42	0,42	0,42
Pr Backrest leather (m <sup>2</sup> )	1,00	1,00	1,00	1,00	1,00



# TRAZO

## MEETING AND VISITOR

# TECHNICAL SHEET



### DESCRIPTION

#### SEAT AND BACKREST

High resistance polypropylene single-shell. Shape molded allowing a correct ergonomic position. Its design provides flexibility and rigidity in those points where it is needed. The rounded seat edge minimizes pressure points on the legs.

Seat and back upholstery option. The upholstery support is made of polypropylene where flexible rubber foam with a medium density of 42 kg/m<sup>3</sup> is injected, and onto which the fabric is fitted. Said support will be clipped to the shell.

Arms option - made of the same material. Single piece with the mono-shell, eliminating any critical point in flexion and maintaining the purity of the backrest.

#### STRUCTURE

- ▶ Fixed sled base - Heavy-duty steel bar, 12 mm in diameter, CNC curved and welded. Joined to the shell at 4 points, where it is fastened by metric size 6 screws
- ▶ Fixed 4 metallic legs - high resistance steel tube with a diameter of 16x2 mm. Castors optional.
- ▶ Fixed 4 wooden legs - in solid ash, conical ø35 / ø25mm, open pore varnished finish (not stackable).

In the lower part of the seat there is a polypropylene cover that allows the chair to be stacked without causing any damage to the contact elements.



#### STRUCTURE

- ▶ Swivel and adjustable in height 4 supports - painted or polished die-cast aluminum base, sliding finish for hard or soft floor.
- ▶ Swivel and adjustable in height 5 supports - base in polyamide, painted or polished injected aluminum finished in castors for hard or soft floor.
- ▶ Pyramidal swivel 4 supports - polyamide base, finished in castors for hard or soft floor. Height not adjustable.



The swivel seat support is a piece with 4 injected polyamide arms that is attached to the shell through the same four points as the fixed chair.

The painted structures receive a pre-treatment consisting of degreasing, washing and phosphating followed by a layer of epoxy powder and a subsequent polymerization process. Said powder coating complies with current regulations on reaction to fire UNE 23827-90.



#### RECYCLABILITY RATE



#### CERTIFICATIONS



UNE-EN 16139